

From Berlin to Banff to Beijing

Discover which commercial vehicles
are in your market.



Global Reach, Local Intelligence

Polk provides commercial vehicle intelligence
and data-driven solutions for the global
commercial vehicle industry.

Call us today, toll-free 1-866-528-6613.



Data-Driven Solutions for the Global Commercial Vehicle Industry

www.polk.com/commercialvehicle



A Word From the Publisher

Trucking shifted into reverse in 2008. Facing the worse economic downturn in decades, motor carriers moved to reduce freight hauling capacity more than any time since the industry was deregulated in 1980, based on Transport Topics' annual review of the Top 100 For-Hire Carriers.

While many believe that trucking will recover quickly once the recession ends, it's not at all clear when that will happen or how strong the recovery will be for manufacturing, construction and retail distribution – business sectors that generate the most demand for trucking services.

A variety of factors, ranging from the inexorable aging of truck drivers to rising prices for new tractors, could make it difficult for many trucking firms to quickly add new capacity, some industry observers have said.

While the composition of the 2009 Top 100 For-Hire Carriers list isn't much different than a year ago – there were no major closures among the Top 100 – there is a sense that this year will be remembered as a turning point for many companies.

YRC Worldwide, for example, which put together the nation's largest less-than-truckload freight carrier group over the past five years and even extended its business into China, reversed course and moved to downsize both its national and regional freight networks. The company also struck a deal with the Teamsters union to cut wages in return for a 10% stake in the business.

J.B. Hunt Transport Services, a name that personified the nonstop growth of over-the-road truckload services in the 1980s and early 1990's trimmed its tractor count by more than 1,200 power units in 2008 and now derives more than 80% of its revenue from intermodal and dedicated contract carriage.



Howard S. Abramson

While many companies are hunkering down and waiting for an economic turnaround, others are using the slowdown to expand their capabilities.

Landstar System, with two recent acquisitions, continued its push to become a more complete provider of transportation and logistics services.

Regional truckload carrier Knight Transportation dipped a toe into the drayage business at the Port of Los Angeles and Port of Long Beach and launched a

driver training school.

Dart Transit expanded its business into Mexico.

Companies with little or no debt are in especially good positions to ride out the downturn.

Lana Batts, a consultant for Transport Capital Partners and a former president of the Truckload Carriers Association offered this perspective.

"I believe two things are certain," she said. "The strong will get stronger and the big will get bigger. There will be prosperity for those carriers who are left standing. The real question is: Who is going to be standing?"

The sharp slide in auto sales and the restructuring of U.S. automakers hasn't discouraged Jeff Hurley, who heads up automotive operations for CEVA Logistics.





Hurley said he sees opportunities for new business coming from foreign-owned plants being built in mostly Southern states and from the use of "shared assets," such as when multiple manufacturers use the same warehouse or crossdock facility.

"When things are not as robust, there is an opportunity to insert new ideas," Hurley said.

ACKNOWLEDGMENTS AND SOURCES

The 2009 TRANSPORT TOPICS Top 100 is a project of Transport Topics Publishing Group and features data compiled from annual reports of publicly owned companies and directly from management of privately owned firms. In some cases, revenue estimates were used to determine sector rankings.

Senior Features Writer Daniel P. Bearth coordinated the project with assistance from Karen Villar. Cover design is by George Dively, director of art and production. The design is by Patrick Donlon, assistant director of art and production.






RANK 2008	RANK 2007	COMPANY	REVENUE (000)	% CHANGE	NET INCOME (000)	% CHANGE	EMPLOYEES	EQUIPMENT	OPERATING UNITS (DESCRIPTION OF SERVICES)
1	1	 UPS Inc. Atlanta NYSE: UPS D. Scott Davis, Chairman and CEO David Abney, Chief Operating Officer <i>www.ups.com</i>	51,486,000 49,692,000	3.6	3,003,000 382,000	686.1	426,000 425,300	18,470 company tractors 73,222 company package cars, vans, straight trucks and motorcycles 21,246 trailers 37,000 air cargo containers 263 aircraft	UPS Package Operations (air and ground package delivery) UPS Supply Chain Solutions (transportation management, air, ocean, rail and ground freight forwarding, customs brokerage, supply chain design, contract carriage, service parts distribution and repair, returns manage- ment, assembly and distribution, vehicle routing, dispatch and tracking systems) UPS Freight (regional and interregional LTL, truckload, dedicated contract carriage, refrigerated intermodal) UPS Capital Corp. (equipment leasing, trade finance, freight payment and insurance) UPS Mail Innovations (mail processing) Mail Boxes Etc./The UPS Store (franchiser of retail shipping, postal and business service stores) UPS Professional Services (management consulting) UPS Air Cargo (air freight)
2	2	 FedEx Corp. ¹ Memphis, Tenn. NYSE: FDX Frederick Smith, Chairman and CEO <i>www.fedex.com</i>	35,497,000 37,953,000	-6.5	98,000 1,125,000	-91.3	248,000 254,000	15,000 company tractors 22,000 owner-operator tractors, straight trucks and vans 43,000 company straight trucks and vans 670 aircraft	FedEx Express (air and ground package and freight delivery) FedEx Ground (commercial and residential ground package delivery) FedEx Freight (regional and national LTL) FedEx Truckload Brokerage (freight brokerage) FedEx Custom Critical (air and ground expedited, vehicle hauling) FedEx Trade Networks (air and ocean freight forwarding, customs bro- kerage) FedEx Office (copying, printing, packing, Internet, sign and banner serv- ices) FedEx Global Supply Chain Services (supply chain consulting, trans- portation management, order fulfillment, warehousing and distribution, inventory management) FedEx Services (sales and marketing, information technology support)
3	3	 DHL USA ² Plantation, Fla. (Deutsche Post DHL) Ken Allen, Global CEO John Gilbert, CEO, DHL Supply Chain Americas <i>www.dhl-usa.com</i>	14,994,000 14,322,000	4.7	NA NA	NA	NA NA	1,546 company tractors 2,683 straight trucks and vans 750 trailers	DHL Express (international air and ground package delivery) DHL Global Forwarding (air and ocean freight forwarding) DHL Supply Chain (supply chain consulting, transportation management, warehousing and distribution, assembly and packaging, returns manage- ment, order fulfillment, commercial and residential delivery, service parts distribution) Exel Transportation Services (intermodal, freight brokerage)
4	4	 YRC Worldwide ³ Overland Park, Kan. Nasdaq: YRCW William Zollars, Chairman and CEO <i>www.yrcw.com</i>	8,940,401 9,621,316	-7.1	(974,392) (638,381)	NA	55,000 63,000	25,262 company tractors and straight trucks 82,477 trailers	YRC Inc. (national and international LTL and TL, expedited, cross-border services, includes operations of Yellow Transportation and Roadway merged in 2009) YRC Reimer (regional and interregional LTL, cross-border services) New Penn Motor Express, Holland, Reddaway (regional and interregion- al LTL and TL, expedited, cross-border services) YRC Glen Moore (dry van TL) YRC Logistics (transportation management, warehousing and distribu- tion, air and ocean freight forwarding, freight brokerage, LTL freight serv- ice in China) YRC Worldwide Technologies (information technology)







¹ FedEx Corp. revenue and net income are for 12 months ended May 31, 2009, and May 31, 2008.




² DHL USA revenue includes North, South and Central America.

³ YRC Worldwide equipment excludes USF Glen Moore.

All numbers for 2007 are printed in blue.

RANK 2008	RANK 2007	COMPANY	REVENUE (000)	% CHANGE	NET INCOME (000)	% CHANGE	EMPLOYEES	EQUIPMENT	OPERATING UNITS (DESCRIPTION OF SERVICES)
5	5	 Ryder System Miami NYSE: R Gregory Swienton, Chairman and CEO <i>www.ryder.com</i>	6,203,743 6,565,995	-5.5	199,881 253,861	-21.3	24,100 23,500	51,900 company tractors 68,300 company straight trucks and vans 39,900 trailers	Ryder Fleet Management Solutions (equipment leasing and rental, contract maintenance, emergency roadside assistance, used truck sales — includes assets of Gordon Truck Leasing and Edart Leasing, acquired in August 2008 and February 2009, respectively) Ryder Supply Chain Solutions (supply chain consulting, transportation management, warehousing and distribution, freight brokerage, trade services — includes assets of Transpacific Container Terminal Ltd. in Canada and CRSA Logistics Ltd. in Hong Kong and Shanghai, China, acquired in December 2008) Ryder Dedicated Contract Carriage (dedicated contract carriage)
6	6	 Con-way Inc. San Mateo, Calif. NYSE: CNW Douglas Stotlar, CEO <i>www.con-way.com</i>	5,036,817 4,387,363	14.8	66,961 145,952	-54.1	26,600 27,100	11,311 company tractors 111 owner-operators tractors 103 straight trucks 34,200 trailers	Con-way Freight (regional and interregional LTL) Con-way Truckload (dry van truckload — includes operations of Contract Freighter Inc. acquired in August 2007) Con-way Multimodal (freight brokerage, intermodal — established in August 2008) Menlo Worldwide Logistics (supply chain consulting, transportation management, dedicated contract carriage, warehousing and distribution, freight brokerage) Road Systems (trailer manufacturing)
7	7	 Penske Truck Leasing Co. Reading, Pa. (Penske Corp., Penske Automotive Group and General Electric Co.) Roger Penske, Chairman Brian Hard, President, Penske Truck Leasing Vince Hartnett, President, Penske Logistics <i>www.GoPenske.com</i>	4,000,000 4,100,000	-2.4	NA NA	NA NA	19,000 20,000	62,600 company tractors 94,750 straight trucks 56,400 trailers	Penske Truck Leasing Co. (equipment leasing and rental, contract maintenance, used truck sales) Penske Logistics (supply chain consulting, transportation management, dedicated contract carriage, warehousing and distribution, air and ocean freight forwarding)
8	8	 J.B. Hunt Transport Services Lowell, Ark. Nasdaq: JBHT Wayne Garrison, Chairman Kirk Thompson, CEO Craig Harper, Chief Operating Officer <i>www.jbhunt.com</i>	3,731,943 3,489,899	6.9	200,593 213,134	-5.9	14,667 15,795	9,067 company tractors 912 owner-operator tractors 24,576 trailers 39,161 containers	J.B. Hunt Intermodal (intermodal and drayage) J.B. Hunt Truck (dry van TL, hazardous materials) J.B. Hunt Dedicated Contract Services (dedicated contract carriage) Integrated Capacity Solutions (freight brokerage) Transplace Inc. (supply chain consulting and transportation management, 37% ownership)
9	9	 Schneider National Inc. Green Bay, Wis. Christopher Lofgren, CEO Mark Rourke, President Transportation Bill Matheson, President Intermodal <i>www.schneider.com</i>	3,700,000 3,400,000	8.8	NA NA	NA NA	21,000 21,400	13,000 company tractors 2,300 owner-operator tractors 38,800 trailers 11,500 containers	Schneider National Carriers (dry van TL, expedited, dedicated contract carriage, intermodal, freight brokerage) Schneider National Bulk Carriers (liquid and chemical bulk, petroleum tank, hazardous waste) Schneider Finance (equipment leasing and financial services) Schneider Logistics (supply chain consulting, transportation management, freight brokerage, air and ocean freight forwarding, drayage, warehousing and distribution, customs brokerage, freight audit and payment in Europe)

RANK 2008	RANK 2007	COMPANY	REVENUE (000)	% CHANGE	NET INCOME (000)	% CHANGE	EMPLOYEES	EQUIPMENT	OPERATING UNITS (DESCRIPTION OF SERVICES)
10	10	Swift Transportation Co. Phoenix Jerry Moyes, Chairman and CEO Richard Stocking, Chief Operating Officer  www.swifttrans.com	3,399,810 3,264,748	4.1	NA NA	NA	19,700 21,900	17,346 company and owner-operator tractors 55,421 trailers and containers	Swift Transportation Co. (dry van and refrigerated TL, flatbed and heavy specialized, dedicated contract carriage, intermodal, crossborder services, drayage, freight brokerage) Transplace Inc. (supply chain consulting and transportation management, 29% ownership)
11	17	CEVA Logistics Jacksonville, Fla. (Apollo Holdings LLC) Jerry Riordan, Chief Operating Officer, Contract Logistics, North America  www.cevalogistics.com	2,809,992 1,737,000	61.8	NA NA	NA	19,637 12,000	573 company tractors 625 owner-operator tractors 50 straight trucks 58 yard tractors 4,711 trailers	CEVA Logistics (supply chain consulting, transportation management, dedicated contract carriage, air and ocean freight forwarding, customs brokerage, warehousing, assembly and distribution, inventory and returned goods management, commercial and residential delivery, yard management, hazardous materials, locomotive refueling) CEVA Ground (expedited LTL and TL, intermodal drayage, freight brokerage)
12	19	Sirva Inc. Westmont, Ill. Wes Lucas, CEO  www.sirva.com	2,747,400 3,969,900	-30.8	NA NA	NA	2,800 4,000	3,856 owner-operator tractors 430 straight trucks 4,301 trailers	Allied Van Lines, North American Van Lines, Global Van Lines (household goods, commercial and industrial moving and storage) Sirva Relocation (relocation-management support services, mortgage services)
13	11	Landstar System Jacksonville, Fla. Nasdaq: LSTR  Jeffrey Crowe, Chairman Henry Gerkens, CEO www.landstar.com	2,643,069 2,487,277	6.3	110,930 109,653	1.2	1,317 1,281	9,039 owner-operator tractors and straight trucks 13,810 trailers	Landstar Transportation Logistics (dry van TL and LTL, flatbed, heavy specialized, intermodal, transportation management, air and ocean freight forwarding, expedited, intermodal, freight brokerage, warehousing) Signature Insurance Co. (insurance, claims management)
14	13	Werner Enterprises Omaha, Neb. Nasdaq: WERN  Clarence Werner, Chairman Gary Werner, Vice Chairman Gregory Werner, CEO Derek Leathers, Chief Operating Officer www.werner.com	2,165,599 2,071,187	4.6	67,580 75,357	-10.3	13,526 13,608	7,000 company tractors 700 owner-operator tractors 24,940 trailers	Werner Truckload Transportation Services (dry van and refrigerated TL, flatbed, expedited, dedicated contract carriage, crossborder services) Werner Value Added Services (freight brokerage, transportation management, intermodal, freight audit and payment, assembly and distribution, technology services) Werner Global Logistics (air and ocean freight forwarding, customs brokerage) Fleet Truck Sales (used truck and trailer sales) Transplace Inc. (supply chain consulting and transportation management, 5% ownership)
15	16	TransForce Inc. Saint-Laurent, Quebec TSE: TFI  Alain Bedard, Chairman and CEO www.transforce.ca	2,119,880 1,806,425	17.4	74,674 48,126	55.2	15,000 14,680	5,445 company tractors 1,820 owner-operator tractors 13,400 trailers	Byers Transport, Canadian Freightways, Click Express, Epic Express, Kingsway, Select Daily, Thibodeau, TST Overland Express (national and international LTL) Canpar, ICS Courier (ground package delivery) A&M International, Besner, Ganeca, Gregoire, Highland, J.C. Germain, Lacaille International, Legal Freight Services, Papineau International, TST Truckload, UTL Transportation Services (dry van TL) Bergeron, Couture, Durocher International, Excellent Specialized, GHL Transport, Golden International, Highland Intermodal, Kingsway Bulk, Landry, LaPalme, Martrans, McArthur Express, McGill Air, Nordique, P&W Intermodal, Trans4 Dedicated Services, TST Expedited/TST Air, Universal Contract Logistics, Winalta (flatbed and heavy specialized, curtain van, liquid and dry bulk, chemical and petroleum tank, dump, explosives, air and ground expedited, intermodal) CK Logistics, E&L Logistics, Kobelt Transportation, N.A.T., Patriot Freight Services, St. Lambert, Stream Logistics, Trans4Logistics, Transterm, Trans Novem, TST Load Brokerage Services (transportation management, dedicated contract carriage, freight brokerage) Howard's Transport Service, Hemphill Trucking, Kos Oilfield Transportation, McMurray Serv-U Expediting, Rebel Transport, Westfreight Systems (oilfield services) Matrec, Malex, Thibault (waste management, includes Lafleche Environmental — 50% ownership) Beaudry Leasing, Beaudry Personnel Services, Unique Personnel Services (fleet management and personnel services)







RANK 2008	RANK 2007	COMPANY	REVENUE (000)	% CHANGE	NET INCOME (000)	% CHANGE	EMPLOYEES	EQUIPMENT	OPERATING UNITS (DESCRIPTION OF SERVICES)
16	14	Pacer International Concord, Calif. Nasdaq: PACR Michael Uremovich, Chairman and CEO Dan Avramovich, Chief Operating Officer <i>www.pacer-international.com</i>	2,087,700 1,969,400	6.0	(16,600) 54,300	NA	1,601 1,443	100 company tractors 500 owner-operator tractors and trailers 380 owner-operator tractors 28,681 containers 29,904 chassis 1,849 railcars	Pacer Stacktrain (rail intermodal) Pacer Cartage (drayage, regional TL and LTL, cross-border services) Pacer Transportation Solutions (transportation management, highway and rail freight brokerage, supply chain consulting) Pacer Transport (dry van TL, flatbed and heavy specialized, expedited) Pacer Distribution Services (warehousing, assembly and distribution, transloading and consolidation) Ocean World Lines, RF International (ocean freight forwarding, customs brokerage)
17	12	UniGroup Inc. Fenton, Mo. <i>UniGroup, Inc.</i> H. Daniel McCollister, Chairman and CEO Richard McClure, President <i>www.unigroupinc.com</i>	2,000,000 2,200,000	-9.1	4,959 NA	NA	1,100 1,350	6,895 owner-operator tractors 4,240 straight trucks 11,109 trailers 550 containers	United Van Lines, Mayflower Transit (household goods, commercial and industrial moving and storage, vehicle delivery, high-value products, trade show exhibits, warehousing) UniGroup Worldwide UTS (international household goods moving, air and ocean freight forwarding, high-value products, trade show exhibits, flatbed and heavy specialized) Vanliner Group (insurance) UniGroup Worldwide UTS Logistics (supply chain consulting, transportation management, freight payment, warehousing) Trans Advantage (equipment sales and service) Allegiant Move Management (transportation management) SAM (Store and Move) LLC (portable self-storage containers)
18	15	Arkansas Best Corp. Fort Smith, Ark. Nasdaq: ABFS  Robert Young III, Chairman Robert Davidson, CEO <i>www.arkbest.com</i>	1,833,052 1,836,878	-0.2	29,168 56,825	-48.7	10,968 11,895	4,040 company tractors 86 straight trucks 20,214 trailers	ABF Freight System (national and regional LTL, expedited, warehousing and distribution, returned goods management, packaging and order fulfillment, transportation of furniture, electronics and high-value goods, trade show exhibits and self-storage containers) FleetNet America (emergency breakdown services, vehicle maintenance and towing) Data-Tronics Corp. (information technology services) FreightValue Inc. (freight brokerage)
19	18	U.S. Xpress Enterprises Chattanooga, Tenn. <small>U.S. EXPRESS ENTERPRISES, INC.</small> Max Fuller, Co-Chairman and CEO Patrick Quinn, Co-Chairman and President <i>www.usxpress.com</i>	1,825,693 1,598,482	14.2	NA NA	NA	11,100 11,687	7,514 company tractors 939 owner-operator tractors 21,209 trailers	U.S. Xpress (dry van TL and expedited, intermodal, dedicated contract carriage) Arnold Transportation Services (dry van TL, dedicated contract carriage, 99% ownership) Total Transportation of Mississippi (dry van TL, dedicated contract carriage, 90% ownership) Abilene Motor Express (dry van TL, 7% ownership) C&C Trucking (dry van TL, 80% ownership) Smith Transport (dry van TL, dedicated contract carriage, 47% ownership acquired in October 2008) Xpress International (dry van TL in Mexico, cross-border services, 49% ownership) Xpress Global Systems (warehousing and distribution of carpet and floor coverings) Transplace Inc. (supply chain consulting and transportation management, 12% ownership)
20	20	Old Dominion Freight Line Thomasville, N.C. Nasdaq: ODFL  Earl Congdon, Chairman David Congdon, CEO <i>www.odfl.com</i>	1,537,724 1,401,542	9.7	68,677 71,832	-4.4	10,864 11,573	5,058 company tractors 105 straight trucks 20,067 trailers	OD Domestic (regional and interregional LTL, assembly and distribution) OD Expedited (air and ground expedited) OD Global (air and ocean freight forwarding, package consolidation, drayage) OD Technology (information services)
21	21	Estes Express Lines Richmond, Va.  Rob Estes, CEO Billy Hupp, Executive Vice President and Chief Operating Officer <i>www.estes-express.com</i>	1,479,990 1,394,561	6.1	NA NA	NA	13,358 12,374	5,858 company tractors 294 straight trucks 22,075 trailers	Estes Express Lines (regional and national LTL and TL, contract carriage, air and ocean freight forwarding, freight brokerage, warehousing, expedited, assembly and distribution, returned goods management, supply chain consulting) Estes Leasing (equipment leasing and rental)

RANK 2008	RANK 2007	COMPANY	REVENUE (000)	% CHANGE	NET INCOME (000)	% CHANGE	EMPLOYEES	EQUIPMENT	OPERATING UNITS (DESCRIPTION OF SERVICES)
22	22	Purolator Courier Ltd. Mississauga, Ontario (Canada Post Corp., Barry Lapointe Holdings) Robert Johnson, CEO <i>www.purolator.com</i>	1,464,375 1,348,602	8.6	NA NA	NA	12,500 12,500	460 company tractors 6 owner-operator tractors 3,230 straight trucks and vans 1,000 trailers 18 aircraft	Purolator Courier, Purolator USA (air and ground package delivery, expedited, cross-border services) Purolator Freight (regional and interregional LTL) Purolator International (international package and freight delivery) Purolator Global Supply Chain Services (supply chain consulting, transportation management, air and ocean freight forwarding, warehousing, customs brokerage)
23	23	Greatwide Logistics Services Dallas (Centerbridge Capital Partners, D.E. Shaw Group) Leo Suggs, Chairman Raymond Greer, CEO <i>www.greatwide.com</i>	1,200,000 1,240,000	-3.2	NA NA	NA	2,900 2,900	727 company tractors 5,170 owner-operator tractors 4,968 trailers	Greatwide Dedicated Transport (dedicated contract carriage) Greatwide Truckload Management (dry van and refrigerated TL, flatbed, intermodal) Greatwide Truckload Brokerage (freight brokerage) Greatwide Distribution Logistics (warehousing and distribution)
24	24	Crete Carrier Corp. Lincoln, Neb. Duane Acklie, Chairman Tonn Ostergard, CEO <i>www.cretecarrier.com</i>	1,109,856 994,780	11.6	NA NA	NA	5,941 6,300	4,984 company tractors 414 owner-operator tractors 13,949 trailers	Crete Carrier Corp. (dry van TL, dedicated contract carriage, warehousing) Shaffer Trucking (refrigerated TL, dedicated contract carriage) Hunt Transportation (flatbed, heavy specialized) Transportation Claims Inc. (insurance claims and employee benefits administration) Capital Casualty (insurance)
25	25	Saia Inc. Johns Creek, Ga. Nasdaq: SAIA Richard O'Dell, CEO <i>www.saia.com</i>	1,030,421 976,123	5.6	(21,727) 18,342	NA	7,700 8,400	3,377 company tractors 79 straight trucks 11,369 trailers	Saia Motor Freight Line (regional and interregional LTL, expedited)
26	26	Averitt Express Cookeville, Tenn. Gary Sasser, CEO Wayne Spain, Chief Operating Officer <i>www.averittexpress.com</i>	969,000 947,000	2.3	NA NA	NA	NA NA	4,100 company tractors 48 straight trucks 12,600 trailers	Averitt Express (regional and interregional LTL and TL, dedicated contract carriage, expedited, air and ocean freight forwarding, freight brokerage, intermodal, warehousing and distribution, drayage, product assembly, transportation management, returned goods management, supply chain consulting)
27	27	Atlas World Group Evansville, Ind. Glen Dunkerson, Chairman and CEO Greg Hoover, Chief Operating Officer <i>www.atlasworldgroup.com</i>	908,400 943,000	-3.7	NA NA	NA	359 NA	2,508 company and owner-operator tractors 1,780 straight trucks 4,323 trailers	Atlas Van Lines, Atlas Van Lines Canada (household goods, commercial and industrial moving and storage) Atlas Van Lines International, Red Ball International, American Vanpac Carriers (air and ocean freight forwarding) Cornerstone Relocation Group, Avail Resource Management (relocation and move management services) Titan Global Distribution (transportation, warehousing and installation services) Atlas World-Class Travel (travel and lodging services) Atlas Terminal Co. (equipment sales and repair, financial services) Smart Move Transportation (self-storage containers, includes assets of Smart Move Inc. acquired in June 2009)
28	29	CRST International Cedar Rapids, Iowa John Smith, CEO David Rusch, President, Carrier Group <i>www.crst.com</i>	895,705 824,107	8.7	NA NA	NA	3,824 4,013	1,455 company tractors 1,902 owner-operator tractors 4,151 company trailers 1,306 owner-operator trailers	CRST Van Expedited (dry van TL, expedited, dedicated contract carriage) CRST Malone (flatbed, dedicated contract carriage) CRST Premier Transport (dry van TL) CRST Dedicated Services (dedicated contract carriage) CRST Logistics (transportation management, freight brokerage) CRST Capacity Solutions (freight brokerage)








RANK 2008	RANK 2007	COMPANY	REVENUE (000)	% CHANGE	NET INCOME (000)	% CHANGE	EMPLOYEES	EQUIPMENT	OPERATING UNITS (DESCRIPTION OF SERVICES)
29	34	Anderson Trucking Service St. Cloud, Minn. Rollie Anderson, CEO Jake Wood, Chief Operating Officer <i>www.ats-inc.com</i>	880,146 762,647	15.4	NA NA	NA	1,360 1,460	624 company tractors 1,685 owner-operator tractors 6,000 trailers	ATS Specialized (flatbed, heavy specialized) ATS Inc. (dry van TL) ATS Logistics Services (freight brokerage and transportation management) ATS International Services (international heavy specialized, project management, customs brokerage) ICE International (barge) Warren Transport (heavy specialized) SunBelt Furniture Xpress (furniture transportation) Midwest Specialized Transportation (dry van TL, flatbed, heavy specialized) Competitive Equipment Leasing (equipment leasing) Transportation Trucking Insurance Co. (insurance)
30	36	C.R. England Inc. Salt Lake City Dan England, Chairman and President Dean England, CEO Wayne Cederholm, Chief Operating Officer <i>www.crengland.com</i>	873,209 750,832	16.3	36,142 41,790	-13.5	3,750 3,370	1,380 company tractors 2,220 owner-operator tractors 5,500 trailers	England North American (refrigerated and dry van TL, intermodal, financial services, equipment sales and leasing) England Dedicated (dedicated contract carriage) England Mexico (cross-border services) England Logistics (transportation management, drayage, freight brokerage, air and ocean freight forwarding, small parcel and refrigerated LTL, warehousing) Premier Truck Driving Schools (driver training) Horizon Truck Sales and Leasing (truck sales and leasing) Wabash of Utah Trailer Sales & Service (trailer sales and maintenance)
31	32	Ruan Transportation Management Systems Des Moines, Iowa John Ruan III, Chairman and CEO Mike Kandris, President, Western Division Ralph Arthur, President, Eastern Division <i>www.ruan.com</i>	870,897 779,181	11.8	NA NA	NA	5,143 5,630	3,303 company tractors 60 owner-operator tractors 26 straight trucks 5,149 trailers	Ruan Transport Corp. (dedicated contract carriage, liquid and dry bulk, chemical tank, transportation management, freight brokerage, warehousing, assembly and distribution, intermodal, yard management)
32	33	Prime Inc.¹ Springfield, Mo. Robert Low, CEO <i>www.primeinc.com</i>	850,000 778,273	9.2	80,193 68,559	17.0	2,000 NA	814 company tractors 2,741 owner-operator tractors 4,818 trailers	Prime Inc. (refrigerated, dry van and flatbed TL, liquid bulk, transportation management, dedicated contract carriage) Prime Logistics (freight brokerage) Prime Floral (floral transportation, consolidation and distribution services) LHP Transportation Services (freight brokerage, intermodal)
33	31	Southeastern Freight Lines Lexington, S.C. W.T. Cassels Jr., Chairman and CEO W.T. Cassels III, President <i>www.sefl.com</i>	842,175 815,670	3.2	NA NA	NA	7,296 NA	3,054 company tractors 123 owner-operator tractors 27 straight trucks 9,608 trailers	Southeastern Freight Lines (regional LTL) G&P Trucking (dry van TL)
34	35	Quality Distribution Inc. Tampa, Fla. Nasdaq: QLTY Thomas White, Chairman Gary Enzor, CEO <i>www.qualitydistribution.com</i>	815,290 751,558	8.5	12,112 (7,563)	NA	1,673 1,892	936 company tractors 877 affiliate tractors 1,423 owner-operator tractors 7,245 trailers 1,000 chassis	Quality Carriers (chemical tank, liquid and dry bulk) Quala Systems (tank cleaning) Quality Terminals (intermodal liquid and dry bulk, warehousing and packaging) Boasso Services (intermodal tank, container storage, shipping, maintenance and repair)

¹ Prime Inc. revenue and net income is for 12 months ended March 31, 2009, and March 31, 2008.

RANK 2008	RANK 2007	COMPANY	REVENUE (000)	% CHANGE	NET INCOME (000)	% CHANGE	EMPLOYEES	EQUIPMENT	OPERATING UNITS (DESCRIPTION OF SERVICES)
35	28	NFI Industries Vineland, N.J. Bernard Brown, Chairman Ike Brown, Vice Chairman Jeffrey Brown, Vice Chairman Sidney Brown, CEO <i>www.NFIindustries.com</i>	800,000 836,941	-4.4	NA NA	NA	5,000 5,208	2,000 company owned tractors 165 owner-operator tractors 36 straight trucks 7,500 trailers	NFI Transportation (dry van TL, dedicated contract carriage) NFI Distribution (warehousing and distribution, order fulfillment, technology services) NFI Logistics (transportation management, dedicated contract carriage, freight brokerage, freight payment, warehousing, supply chain consulting, technology services) NFI Intermodal (intermodal, drayage) NFI Real Estate (commercial and industrial real estate development and construction) NFI Global (air and ocean freight forwarding) NFI Consulting (supply chain consulting) NFI Contract Packaging and Decorating (assembly and packaging, order fulfillment)
35	Not Ranked	Vision Logistics Holding Corp. Lafayette, La. (Welsh Carson Anderson & Stowe) Thomas Perdue, CEO <i>www.visionlogisticscorp.com</i>	800,000 593,000	34.9	NA NA	NA	650 NA	4,000 owner-operator tractors, straight trucks and vans	Venture Transport Logistics, Ace Transportation, Dynasty Transportation, Texas Hot Shot Co. (flatbed and heavy specialized, dry van TL, freight brokerage)
36	37	Lynden Inc. Anchorage, Alaska Paul Steere, Chairman Jim Jansen, CEO Jonathan Burdick, President <i>www.lynden.com</i>	780,000 740,000	5.4	NA NA	NA	2,338 2,260	673 company tractors 2,748 trailers	Lynden Transport (dry van and refrigerated TL, flatbed and LTL) LTI Inc. (liquid and dry bulk) Alaska West Express (chemical and petroleum tank, intermodal, dry bulk, flatbed, heavy specialized) Lynden International (air and ocean freight forwarding, customs brokerage) Alaska Marine Lines (barge) Lynden Air Cargo (air freight) Lynden Logistics (transportation management, dedicated contract carriage)
37	39	Covenant Transportation Group Chattanooga, Tenn. Nasdaq: CVTI David Parker, Chairman and CEO Joey Hogan, Chief Operating Officer <i>www.covenanttransport.com</i>	773,914 712,526	8.6	(53,391) (16,726)	NA	5,279 5,052	3,292 company tractors 91 owner-operator tractors 8,277 trailers	Covenant Transport (dry van TL, expedited, dedicated contract carriage) Southern Refrigerated Transportation (refrigerated TL) Star Transportation (dry van TL) Covenant Transport Solutions (freight brokerage) Transplace Inc. (supply chain consulting and transportation management, 12.4% ownership)
38	38	Knight Transportation Phoenix NYSE: KNX Kevin Knight, Chairman and CEO <i>www.knighttrans.com</i>	766,935 713,583	7.5	56,261 63,123	-10.9	4,713 4,404	3,514 company tractors 185 owner-operator tractors 9,155 trailers	Knight Transportation (dry van TL, contract carriage) Knight Refrigerated (refrigerated TL) Knight Brokerage (freight brokerage) Knight Truck and Trailer Sales (equipment sales and leasing) Squire Transportation (driver training)
39	40	Universal Truckload Services Inc. Warren, Mich. Nasdaq: UACL Donald Cochran, CEO <i>www.goutsi.com</i>	759,517 680,359	11.6	14,886 17,836	-16.5	605 642	73 company tractors 3,400 owner-operator tractors 1,750 company trailers 2,385 owner-operator trailers 480 chassis	Universal Am-Can Ltd., Mason & Dixon Lines, Louisiana Transportation, Economy Transport, Great American Lines, NYP of Michigan (dry van TL and flatbed, heavy specialized, includes assets of Overnite Express acquired in June 2008) Mason Dixon Intermodal (drayage, includes assets of Trimodal Inc. acquired in January 2008) CrossRoad Carriers (freight brokerage)
40	41	Vitran Corp. Toronto TSX: VTN, Nasdaq: VTNC Richard McGraw, Chairman Rick Gaetz, CEO <i>www.vitran.com</i>	726,337 670,517	8.3	(71,225) 13,710	NA	4,728 5,024	2,246 company tractors 485 owner-operator tractors 6,785 trailers 620 containers 450 chassis	Vitran Express (regional, interregional and international LTL) Vitran Express Canada (national and international LTL) Frontier Transport Corp. (dry and refrigerated TL) Vitran Logistics (transportation management, warehousing and distribution, freight brokerage)








RANK 2008	RANK 2007	COMPANY	REVENUE (000)	% CHANGE	NET INCOME (000)	% CHANGE	EMPLOYEES	EQUIPMENT	OPERATING UNITS (DESCRIPTION OF SERVICES)
41	42	 Trimac Group Calgary, Alberta, and Houston TSE: TMA-UN Jeffrey McCaig, Chairman and CEO Thomas Connard, President and Chief Operating Officer — United States Edward Malysa, Executive Vice President and Chief Operating Officer — Canada www.trimac.com	665,000 643,750	3.3	NA NA	NA	4,200 2,915	1,128 company tractors 1,184 owner-operator tractors 4,978 trailers 5 chassis	Trimac Transportation Services (chemical and petroleum tank, liquid and dry bulk, wood chips, pressurized gases, hazardous materials, tank cleaning, equipment maintenance in Canada, includes operations of Canamera Carriers Inc. acquired in December 2008) Trimac Transportation Inc. (chemical and petroleum tank, liquid and dry bulk, pressurized gases, tank cleaning, intermodal, equipment maintenance in the U.S.) Bulk Plus Logistics (supply chain consulting, transportation management, dedicated contract carriage, freight brokerage, bulk transfer and storage, inventory management) Northern Resource Trucking (liquid and dry bulk, 29% ownership) Harris Transportation (petroleum tank, 50% ownership) Cross Border Logistics (transportation management, 50% ownership)
42	43	 Kenan Advantage Group Canton, Ohio Lee Shaffer, Chairman Dennis Nash, CEO www.thekag.com	628,123 595,673	5.5	4,395 NA	NA	5,480 4,340	1,774 company tractors 857 owner-operator tractors 2,996 company trailers	Petro-Chemical Transport (petroleum tank) KAG West (petroleum tank, propane) Kenan Transport, Advantage Tank Lines, Klemm Tank Lines, North Canton Transfer, BXI (petroleum and chemical tank, propane, asphalt) Transport Service Co. (chemical tank, liquid bulk) KAG Logistics, KAG Ethanol Logistics (supply chain consulting, transportation management) KAG Tank Services (trailer maintenance)
43	44	 Heartland Express North Liberty, Iowa Nasdaq: HTLD Russell Gerdin, Chairman and CEO Michael Gerdin, President www.heartlandexpress.com	625,600 591,893	5.7	69,968 76,170	-8.1	3,500 NA	2,850 company tractors 150 owner-operator tractors 8,500 trailers	Heartland Express (dry van TL)
44	47	 Marten Transport Mondovi, Wis. Nasdaq: MRTN Randolph Marten, Chairman and CEO Timothy Kohl, President Robert Smith, Chief Operating Officer www.marten.com	607,099 560,017	8.4	18,071 14,968	20.7	2,775 2,622	2,188 company tractors 188 owner-operator tractors 4,218 trailers	Marten Transport (refrigerated TL, intermodal, freight brokerage) MW Logistics (freight brokerage, liquid and dry bulk, 45% ownership)
45	52	 Celadon Group¹ Indianapolis Nasdaq: CLDN Stephen Russell, Chairman and CEO Paul Will, Vice Chairman Chris Hines, Chief Operating Officer www.celadontrucking.com	565,895 502,692	12.6	6,536 22,252	-70.6	3,874 3,548	2,929 company tractors 216 owner-operator tractors 9,052 trailers	Celadon Trucking Services, Celadon Canada, Servicios de Transportacion Jaguar (dry van TL, includes assets of Continental Express acquired in December 2008) Celadon Logistics Services (freight brokerage) Celadon Dedicated Services (warehousing, assembly and distribution, returns management, LTL to Mexico) Celadon Intermodal Services (intermodal) TruckersB2B (buying group) GSM Transportation (minority business enterprise, 49% ownership) Quality Equipment Sales (equipment sales)
46	46	 Interstate Distributor Co. Tacoma, Wash. George Payne, CEO Gary McLean, President www.intd.com	565,172 574,786	-1.7	NA NA	NA	3,000 3,500	1,950 company tractors 50 owner-operator tractors 7,600 trailers	Interstate Distributor Co. (dry van and refrigerated TL, dedicated contract carriage, intermodal, expedited, warehousing and distribution, freight brokerage and transportation management)

¹ Celadon Group revenue and net income is for 12 months ended June 30, 2008, and June 30, 2007.







RANK 2008	RANK 2007	COMPANY	REVENUE (000)	% CHANGE	NET INCOME (000)	% CHANGE	EMPLOYEES	EQUIPMENT	OPERATING UNITS (DESCRIPTION OF SERVICES)
47	49	 Dart Transit Co. Eagan, Minn. Donald Oren, Chairman David Oren, President www.dart.net	557,000 544,000	2.4	NA NA	NA	615 903	2,590 owner-operator tractors 7,893 trailers 350 containers	Dart Transit Co. (dry van TL, dedicated contract carriage) Dart Intermodal (intermodal) Dart Advantage Logistics (freight brokerage) Dart Advantage Warehousing (warehousing, order fulfillment, inventory management) Dart Portable Storage (container rental) Highway Sales Inc. (equipment sales and leasing)
48	53	 Stevens Transport Dallas Steven Aaron, Chairman and CEO Todd Aaron, Vice-Chairman Clay Aaron, President www.stevenstransport.com	545,094 493,015	10.6	67,851 67,676	0.3	2,550 NA	1,800 company tractors 750 owner-operator tractors 3,150 trailers	Stevens Transport (refrigerated TL, intermodal, transportation management)
49	45	 Roadrunner Transportation Services Cudahy, Wis. (Thayer Capital Partners) Mark DiBlasi, CEO www.rrts.com	537,378 538,007	-0.1	NA NA	NA	829 1,108	35 company tractors 1,164 owner-operator tractors 50 straight trucks 801 company trailers 951 owner-operator trailers	Roadrunner Transportation Services (expedited LTL and TL) Sargent Transportation Group (dry van TL, freight brokerage)
50	54	 USA Truck Van Buren, Ark. Robert Powell, Chairman Clifton Beckham, CEO www.usa-truck.com	535,620 482,109	11.1	3,140 140	NA	3,025 3,560	2,241 company tractors 151 owner-operator tractors 7,351 trailers	USA Truck (dry van TL) Strategic Capacity Solutions (dedicated contract carriage, transportation management, freight brokerage)
51	51	 AAA Cooper Transportation Dothan, Ala. G. Mack Dove, Chairman and CEO Reid Dove, Chief Operating Officer www.aaacooper.com	519,338 514,000	1.0	NA NA	NA	4,500 5,147	2,663 company tractors 63 straight trucks 6,213 trailers	AAA Cooper Transportation (regional and interregional LTL and TL, dedicated contract carriage, freight brokerage, port services, ocean freight forwarding)
52	50	 Comcar Industries Auburndale, Fla. Mark Bostick, CEO Tom Hindle, Chief Operating Officer www.comcar.com	503,672 530,010	-5.0	NA NA	NA	3,662 3,307	2,125 company tractors 963 owner-operator tractors 6,077 trailers	Commercial Carrier Corp. (refrigerated and dry van TL, flatbed, liquid and dry bulk, transportation management) Coastal Transport (flatbed, freight brokerage) CTL Distribution (chemical tank and dry bulk) MD Transport Systems, Midwest Coast Transport (refrigerated and dry van TL, foliage, dedicated contract carriage, freight brokerage) Willis Shaw Express (refrigerated TL, dedicated contract carriage, freight brokerage) Commercial Truck & Trailer Sales (truck, trailer and parts sales) Commercial Warehousing Inc., Super Cool Cold Storage (warehousing) Comcar Logistics (dedicated contract carriage, transportation management)
53	57	 Frozen Food Express Industries Dallas Nasdaq: FFE Stoney Stubbs Jr., Chairman and CEO S. Russell Stubbs, Chief Operating Officer www.ffeinc.com	490,536 452,214	8.5	605 (7,670)	NA	2,587 2,477	1,629 company tractors 400 owner-operator tractors 4,182 trailers	FFE Transportation Services (refrigerated LTL and TL, dry van TL, intermodal) Lisa Motor Lines (refrigerated TL, intermodal, dedicated contract carriage) American Eagle Lines (dry van TL, intermodal) FFE Logistics (freight brokerage, air and ocean freight forwarding, expedited)

RANK 2008	RANK 2007	COMPANY	REVENUE (000)	% CHANGE	NET INCOME (000)	% CHANGE	EMPLOYEES	EQUIPMENT	OPERATING UNITS (DESCRIPTION OF SERVICES)
54	65	Forward Air Corp. Greeneville, Tenn. Nasdaq: FWRD Bruce Campbell, Chairman and CEO <i>www.forwardair.com</i>	474,436 392,737	20.8	42,542 44,925	-5.3	2,021 2,200	492 company tractors and straight trucks 2,346 trailers	Forward Air Inc. (air freight, expedited LTL and TL) Forward Air Solutions Inc. (warehousing and distribution — includes assets of Service Express acquired in September 2008)
55	56	Contrans Income Fund Woodstock, Ontario TSE: CSS.UN Stan Dunford, Chairman and CEO Gregory Rumble, Chief Operating Officer <i>www.contrans.ca</i>	458,133 521,819	-12.2	27,659 28,166	-1.8	1,000 1,200	600 company tractors 700 owner-operator tractors 2,300 trailers	Brookville Carriers, Hopefield Trucking, L.A. Dalton Systems, Laidlaw Carriers, Tri-Line Carriers, Glen Tay Transportation (flatbed, dry van TL and LTL, refrigerated TL, liquid and dry bulk, chemical tank, pneumatic, dump) Tripair Transportation (dry van TL and LTL) ECL Carriers (waste) Cornerstone Logistics (transportation management, warehousing and distribution, air and ocean freight forwarding, freight brokerage)
56	63	Mullen Group¹ Okotoks, Alberta TSE: MTL.UN Murray Mullen, Chairman and CEO Stephen Lockwood, Co-CEO <i>www.mullen-group.com</i>	454,729 406,890	11.8	NA NA	NA	1,712 1,144	387 company tractors 780 owner-operator tractors 35 straight trucks 2,796 trailers 607 containers	Mullen Trucking (dry van TL, flatbed, heavy specialized) Cascade Carriers (dry bulk) Grimshaw Trucking (regional LTL) Mill Creek Motor Freight, Payne Transportation (dry van TL and LTL) Tenold Transportation (flatbed and LTL) Kleyson Group (dry bulk, flatbed, intermodal)
57	55	Shevell Group Elizabeth, N.J. Myron Shevell, Chairman Thomas Connery, Chief Operating Officer <i>www.shevellgroup.com</i>	453,000 461,000	-1.7	NA NA	NA	3,500 NA	2,985 company tractors 150 straight trucks 6,440 trailers	New England Motor Freight (regional dry van and refrigerated LTL, expedited) Eastern Freightways (dry van TL) Carrier Industries (warehousing, dedicated contract carriage, transportation management) Apex Logistics (freight brokerage) NEMF World Transport (ocean freight forwarding, transloading)
58	61	Mercer Transportation Louisville, Ky. James Stone, President <i>www.mercer-trans.com</i>	445,056 409,702	8.6	NA NA	NA	277 265	2,137 owner-operator tractors and trailers	Mercer Transportation (flatbed, dry van TL)
59	58	RoadLink Atlanta (Fenway Partners) John Anderson, Chairman Mike Haley, CEO <i>www.roadlink.com</i>	439,000 452,000	-2.9	NA NA	NA	2,900 2,800	180 company tractors 1,750 owner-operator tractors 5 straight trucks 700 trailers	RoadLink Transportation Solutions (intermodal drayage, regional dry van TL, container storage) GPS Terminals (rail terminal management, equipment repair and maintenance) RoadLink Workforce Solutions (freight loading and unloading, warehousing, assembly and distribution)
60	68	Canada Cartage System Mississauga, Ontario (Nautic Partners) Jeffrey Lindsay, CEO <i>www.canadacartage.com</i>	431,112 335,196	28.6	NA NA	NA	NA 3,500	2,974 company tractors 398 owner-operator tractors 760 straight trucks 4,154 trailers 140 containers	Canada Cartage System (dedicated contract carriage) Direct Distribution Centres (warehousing and distribution)

¹ Mullen Group revenue is for trucking operations only.

RANK 2008	RANK 2007	COMPANY	REVENUE (000)	% CHANGE	NET INCOME (000)	% CHANGE	EMPLOYEES	EQUIPMENT	OPERATING UNITS (DESCRIPTION OF SERVICES)
61	67	Central Refrigerated Service West Valley City, Utah Jon Isaacson, CEO  www.centralref.com	406,861 361,000	12.7	NA NA	NA	1,566 1,743	974 company tractors 764 owner-operator tractors 2,820 trailers	Central Refrigerated Service (refrigerated TL, dedicated contract carriage, intermodal, freight brokerage)
62	62	P.A.M. Transportation Services Inc. Tontitown, Ark. Nasdaq: PTSI Robert Weaver, CEO W. Clif Lawson, Chief Operating Officer  www.pamt.com	406,723 408,841	-0.5	-18,765 2,653	NA	2,931 3,181	1,839 company tractors 33 owner-operator tractors 4,809 trailers	P.A.M. Transport, P.A.M. Dedicated Services, Allen Freight Services, Choctaw Express, Decker Transport, McNeill Express, East Coast Transport & Logistics (dry van TL, dedicated contract carriage) TTX Inc. (dry van TL, dedicated contract carriage in Texas) Choctaw Brokerage (freight brokerage) P.A.M. Logistics Services (transportation management)
63	59	Bridge Terminal Transport Charlotte, N.C. (Maersk USA) Hans Moller, President  www.btinc.com	353,000 419,000	-15.8	NA NA	NA	351 425	2,052 owner-operator tractors 725 chassis	Bridge Terminal Transport (drayage, container storage)
64	69	Cardinal Logistics Management Concord, N.C. (GTCR, Golder, Rauner) Vin McLoughlin, Chairman Tom Hostetler, CEO Jerry Bowman, Chief Operating Officer  www.cardlog.com	339,000 331,000	2.4	6,000 3,400	76.5	1,500 1,533	966 company tractors 466 owner-operator tractors 250 straight trucks 4,324 trailers	Cardinal Logistics Management (dedicated contract carriage, residential and commercial delivery, LTL, warehousing and inventory management, supply chain consulting)
65	70	Graebel Cos. Aurora, Colo. Dave Graebel, Chairman William Graebel, CEO  www.graebel.com	325,023 327,145	-0.6	1,158 526	120.2	1,401 1,620	63 company tractors 478 owner-operator tractors 410 straight trucks 1,127 trailers	Graebel Van Lines, Graebel Movers (household goods, commercial and industrial moving and storage) Graebel Relocation Services Worldwide (domestic and international relocation) Graebel Movers International (household goods forwarding) Graebel Commercial Services (facility management, business relocation and renovation) Move Management (household goods relocation management)
66	71	Challenger Group¹ Cambridge, Ontario Daniel Einwechter, Chairman and CEO  www.challenger.com	313,025 326,924	-4.3	NA NA	NA	2,300 2,300	1,500 company tractors 200 owner-operator tractors 3,400 trailers 300 chassis	Challenger Motor Freight (dry van TL and LTL, intermodal, drayage) Elgin Motor Freight (dry van TL, cross-border services) Cam Hiltz Trucking (waste) Motor City Express (dedicated contract carriage, dry van TL) Lodwick Transport (refrigerated TL)
67	72	Pitt Ohio Express Pittsburgh Charles Hammel III, President  www.pittohio.com	309,756 293,854	5.4	28,275 18,749	50.8	2,755 2,948	695 company tractors 366 straight trucks and vans 1,625 trailers	Pitt Ohio Express (regional LTL, expedited, assembly and distribution, warehousing, driver leasing, technology services) ECM Transport (dry van TL, 51% ownership)









¹ Challenger Group revenue is for 12 months ended April 30, 2009, and April 30, 2008.







RANK 2008	RANK 2007	COMPANY	REVENUE (000)	% CHANGE	NET INCOME (000)	% CHANGE	EMPLOYEES	EQUIPMENT	OPERATING UNITS (DESCRIPTION OF SERVICES)
68	82	Lone Star Transportation Fort Worth, Texas Tex Robbins, President  www.LoneStar-LLC.com	308,878 257,000	20.2	NA NA	NA	545 525	325 company tractors 477 owner-operator tractors 1,936 trailers	Lone Star Transportation (flatbed and heavy specialized)
69	77	Suddath Cos. Jacksonville, Fla. Stephen Suddath, Chairman Barry Vaughn, CEO  www.suddath.com	307,105 272,003	12.9	10,070 NA	NA	996 1,200	284 company tractors 62 owner-operator tractors 217 straight trucks 390 trailers 1,650 containers	Suddath Relocation Systems (household goods, commercial and industrial moving and storage) Lexicon Relocation (relocation-management support services) Suddath Transportation Systems (transportation of high-value products, trade show exhibits and store fixtures, horticulture transport) Centra Worldwide (air and ocean freight forwarding) Suddath Logistics Group (warehousing and distribution, inventory management, transportation management, call center and order fulfillment, packaging and assembly, freight payment, warranty and repair services) Suddath International (international household goods moving and storage, relocation services) Suddath Van Lines (government and military relocation) Suddath Hospitality Solutions (transportation of furniture and fixtures, project logistics) Suddath Container Services (portable self-storage and moving services)
70	60	Dynamex Inc.¹ Dallas Nasdaq: DDMX Richard McClelland, Chairman James Welch, CEO  www.dynamex.com	305,242 336,684	-9.3	6,983 11,187	-37.6	2,000 2,000	4,300 owner-operator trucks and vans	Dynamex Inc. (same-day package and freight delivery, expedited, dedicated contract carriage, facilities management, inventory management, call centers)
71	73	Maverick USA Little Rock, Ark. Steve Williams, Chairman and CEO Stephen Selig, Chief Operating Officer  www.maverickusa.com	304,450 290,320	4.9	NA NA	NA	1,565 1,740	1,468 company tractors 1,980 trailers	Maverick Transportation (flatbed, glass, heavy specialized) Maverick Logistics (freight brokerage)
72	Not Ranked	Cooper-Active Group Kansas City, Mo./Joplin, Mo. (Innovative Equity Partners) Mike Riggs, CEO Greg May, President Craig Irwin, Chief Operating Officer  www.jackcooper.com	302,000 306,000	-1.3	NA NA	NA	900 1,500	1,500 tractor-trailer rigs	Jack Cooper Transport, Pacific Motor Trucking, Active Transportation (vehicle hauling)
73	64	Gainey Corp. Grand Rapids, Mich. Harvey Gainey, Chairman and CEO Carl Oosterhouse, Chief Operating Officer  www.gaineycorp.com	300,053 400,694	-25.1	NA NA	NA	1,750 NA	1,248 company tractors 40 owner-operator tractors 2,810 trailers	Gainey Transportation Services (dry van TL) Super Service Inc. (regional dry van TL) LCT Transportation (refrigerated TL and LTL) Freight Brokers of America (freight brokerage)

¹ Dynamex Inc. revenue and net income is for 9 months ended April 30, 2009, and April 30, 2008.

RANK 2008	RANK 2007	COMPANY	REVENUE (000)	% CHANGE	NET INCOME (000)	% CHANGE	EMPLOYEES	EQUIPMENT	OPERATING UNITS (DESCRIPTION OF SERVICES)
74	76	Roehl Transport Inc. Marshfield, Wis. Everett Roehl, Chairman Richard Roehl, President <i>www.goroehl.com</i>	297,014 274,648	8.1	NA NA	NA	2,165 2,080	1,630 company tractors 125 owner-operator tractors 4 straight trucks 4,542 trailers	Roehl Transport (dry van and refrigerated TL, flatbed and heavy specialized, dry bulk, dedicated contract carriage) Roehl Logistics LLC (freight brokerage)
75	66	JHT Holdings Inc. Pleasant Prairie, Wis. Michael Testman, CEO <i>www.jhtholdings.com</i>	296,827 366,809	-19.1	NA NA	NA	NA 1,852	NA	Active Truck Transport, Active USA (truck haul-away) Unimark Truck Transport, Unimark Carhaul (aftermarket vehicle hauling) Mexicana Logistics (vehicle hauling in Mexico, 50% ownership) ATC Transportation (administrative services, equipment leasing, real estate)
76	78	KLLM Transport Services Richland, Miss. James Richards, CEO <i>www.kllm.com</i>	294,000 266,002	10.5	NA NA	NA	1,605 1,675	1,105 company tractors 261 owner-operator tractors 1,829 trailers	KLLM Inc. (refrigerated TL, dedicated contract carriage)
77	81	Gordon Trucking Inc. Pacific, Wash. Larry Gordon, CEO Steve Gordon, Chief Operating Officer <i>www.gordontrucking.com</i>	292,000 260,000	12.3	NA NA	NA	1,875 NA	1,225 company tractors 190 owner-operator tractors 4,150 trailers	Gordon Trucking (dry van and refrigerated TL, flatbed, heavy specialized, contract carriage) Gordon Logistics Management (freight brokerage)
78	74	Specialized Transportation Inc. Fort Wayne, Ind. Rob Shearer, CEO Dick Omlor, Chief Operating Officer <i>www.STIdelivers.com</i>	290,000 277,000	4.7	NA NA	NA	250 290	1,000 owner-operator tractors 300 straight trucks 1,100 trailers	Specialized Transportation Inc. (transportation of high-value goods and specialized commodities, trade show exhibits, commercial and residential delivery, warehousing and distribution)
79	80	Transport America Eagan, Minn. (Goldner Hawn Johnson & Morrison) Scott Arves, CEO <i>www.transportamerica.com</i>	273,878 260,934	5.0	NA NA	NA	1,620 1,714	1,011 company tractors 246 owner-operator tractors 4,146 trailers	Transport America (dry van TL, expedited, dedicated contract carriage) TA Logistics (intermodal, freight brokerage)
80	86	TransAm Trucking Olathe, Kan. John Jacobson Jr., CEO Russell McElliott, Chief Operating Officer <i>www.transamtruck.com</i>	273,141 249,168	9.6	NA NA	NA	776 1,525	512 company tractors 835 owner-operator tractors 2,353 trailers	TransAm Trucking (refrigerated TL, dedicated contract carriage, freight brokerage, equipment leasing, financial services)

RANK 2008	RANK 2007	COMPANY	REVENUE (000)	% CHANGE	NET INCOME (000)	% CHANGE	EMPLOYEES	EQUIPMENT	OPERATING UNITS (DESCRIPTION OF SERVICES)
81	Not Ranked	Calyx Transportation Group Concord, Ontario (Wynnchurch Capital) Rob Donaghey, CEO Douglas Harrison, President <i>www.calyxinc.com</i>	271,788 232,775	16.8	NA NA	NA	1,800 1,100	NA	National Fast Freight (intermodal LTL and TL, expedited) Muir's Cartage Ltd. (regional LTL and TL, dedicated contract carriage, warehousing and distribution) Euroworld Transport System Canada (air and ocean freight forwarding, customs brokerage) Nesel Fast Freight (transportation of furniture, appliances and electronics, residential and commercial delivery, LTL and TL consolidation) Indis Inc. (warehousing and distribution, transportation management, air and ocean freight forwarding, supply chain consulting) Totalline Transport (dry van TL and LTL, expedited, warehousing, cross-border services, air and ocean freight forwarding, acquired in March 2009) Bransam Logistics Services (dry van TL and LTL, cross-border services, freight brokerage, acquired in March 2009) Kreative Carriers (dry van TL, acquired in March 2009) Hyphen (freight brokerage, intermodal, established in April 2009)
82	85	Epes Carriers Greensboro, N.C. Al Bodford, Chairman and CEO Michael Dunlap, President <i>www.epescarriers.com</i>	266,141 251,802	5.7	NA NA	NA	NA 1,424	877 company tractors 211 owner-operator tractors 3,663 trailers	Epes Transport System (dry van TL, dedicated contract carriage) Texas Star Express (regional dry van TL, dedicated contract carriage) Epes Logistics Services (freight brokerage, supply chain consulting, transportation management, freight payment)
83	84	Mesilla Valley Transportation Las Cruces, N.M. Royal Jones, CEO <i>www.m-v-t.com</i>	265,000 255,000	3.9	NA NA	NA	1,200 1,300	750 company tractors 250 owner-operator tractors 3,500 trailers	Mesilla Valley Transportation (dry van TL) J.H. Rose Logistics (freight brokerage)
84	Not Ranked	Central Freight Lines Waco, Texas Don Orr, President and CEO <i>www.centralfreight.com</i>	261,755 315,000	-16.9	NA NA	NA	NA NA	1,911 company tractors 230 owner-operator tractors 20 company straight trucks 8,464 trailers	Central Freight Lines (regional and interregional LTL, supply chain consulting, freight brokerage, warehousing and distribution, returned goods management)
85	83	Bennett International Group McDonough, Ga. Marcia Taylor, CEO <i>www.bennettig.com</i>	259,117 255,059	1.6	5,666 8,025	-29.4	637 637	48 company tractors 2,405 owner-operator tractors 1,086 trailers	Bennett Motor Express (flatbed, heavy specialized) Bennett Truck Transport (manufactured housing and trailer-moving services) Bennett DriveAway (truck and bus hauling service) Bennett Distribution Services (warehousing and distribution) Bennett International Transport (air and ocean freight forwarding, intermodal) Bennett Network Systems (freight brokerage) Bennett Building Systems (manufactures portable storage buildings, established in July 2008)
86	90	Dayton Freight Lines Dayton, Ohio Thomas Cronin Jr., President and CEO <i>www.daytonfreight.com</i>	248,800 224,967	10.6	NA NA	NA	2,231 2,193	950 company tractors 16 straight trucks 2,266 trailers	Dayton Freight Lines (regional LTL, pool distribution) Kelley Transportation (dry van TL) Kelley Logistics (freight brokerage)
87	93	United Road Services Romulus, Mich. (The Gores Group) Michael Wysocki, CEO <i>www.unitedroad.com</i>	247,495 220,210	12.4	10,890 9,958	9.4	1,240 1,195	998 company tractor-trailer rigs 268 owner-operator tractor-trailer rigs	United Road (vehicle hauling)

RANK 2008	RANK 2007	COMPANY	REVENUE (000)	% CHANGE	NET INCOME (000)	% CHANGE	EMPLOYEES	EQUIPMENT	OPERATING UNITS (DESCRIPTION OF SERVICES)
88	75	3PD Inc. Marietta, Ga. (Arcapita Inc.) Karl Meyer, Chairman and CEO Bud Workmon, President <i>www.3pd.com</i>	247,000 275,000	-10.2	NA NA	NA	575 590	1,078 owner-operator tractors and straight trucks	3PD Inc. (residential and commercial delivery, dedicated contract carriage)
									
89	87	Superior Bulk Logistics Oak Brook, Ill. Richard Lewis, Chairman Leonard Fletcher, CEO William O'Donnell, Chief Operating Officer <i>www.superiorbulklogistics.com</i>	243,000 234,971	3.4	4,000 7,200	-44.4	1,500 1,250	875 company tractors 2,000 trailers	Superior Carriers, Carry Transit (liquid and dry bulk, rail transfer and storage, intermodal tank container maintenance and management) Sanicare Wash Systems (tank cleaning)
									
90	91	A. Duie Pyle Cos. West Chester, Pa. Peter Latta, Chairman Steve O'Kane, President <i>www.adiuepyle.com</i>	236,000 223,000	5.8	NA NA	NA	NA 1,941	694 company tractors 106 owner-operator tractors 26 straight trucks 1,418 trailers	A. Duie Pyle Inc. (regional LTL) A. Duie Pyle Warehousing & Distribution (warehousing, assembly and distribution) Pyle Transport Services (dry van TL, flatbed) ADP Logistics (freight payment, dedicated contract carriage, freight consolidation) Pyle Leasing (equipment rental and leasing, driver leasing)
									
91	88	Cassens Transport Edwardsville, Ill. Allen Cassens, Chairman Richard Suhre, CEO <i>www.cassens.com</i>	233,995 234,833	-0.4	NA NA	NA	1,133 1,246	1,118 company tractor-trailer rigs	Cassens Transport Co. (vehicle hauling)
									
92	97	Falcon Transport Youngstown, Ohio Don Constantini, CEO <i>www.falcontransport.com</i>	230,000 208,050	10.6	NA NA	NA	1,725 2,200	628 company tractors 208 owner-operator tractors 1,474 trailers	Falcon Transport (dry van TL and LTL, flatbed, dedicated contract carriage) Comprehensive Logistics (supply chain consulting, transportation management, warehousing and distribution, freight brokerage)
									
93	Not Ranked	Navajo Inc. Denver Don Digby Sr., Chairman Don Digby Jr., President <i>www.navajo.com</i>	225,000 NA	NA	NA NA	NA	1,150 NA	450 company tractors 450 owner-operator tractors 1,750 trailers	Navajo Express (refrigerated and dry van TL)
									
94	96	Consolidated Fastrate Inc. Toronto Ron Tepper, CEO <i>www.fastrate.com</i>	224,592 209,497	7.2	NA NA	NA	1,275 1,600	326 company tractors 172 owner-operator tractors 34 straight trucks 858 trailers 493 chassis	Consolidated Fastrate Inc. (dry van TL and LTL, rail intermodal and drayage, warehousing and distribution)
									
95	99	Cowan Systems Baltimore Joe Cowan, President <i>www.cowansystems.com</i>	223,003 202,047	10.4	NA NA	NA	1,051 1,018	706 company tractors 436 owner-operator tractors 2,732 trailers	Cowan Systems (dry van TL, dedicated contract carriage, freight brokerage, transportation management, warehousing) Cowan Intermodal (intermodal) Single Source Logistics (driver staffing)
									

RANK 2008	RANK 2007	COMPANY	REVENUE (000)	% CHANGE	NET INCOME (000)	% CHANGE	EMPLOYEES	EQUIPMENT	OPERATING UNITS (DESCRIPTION OF SERVICES)
96	100	Groendyke Transport Enid, Okla. John Groendyke, Chairman and CEO Greg Hodgen, Chief Operating Officer  www.groendyke.com	220,993 200,858	10.0	NA NA	NA	1,397 1,376	1,088 company tractors 1,795 trailers	Groendyke Transport (petroleum and chemical tank, liquid and dry bulk)
97	Not Ranked	Acme Truck Line Harvey, La. Mike Coatney, CEO  www.acmetruck.com	218,032 192,371	13.3	NA NA	NA	2,398 2,150	1,357 owner-operator tractors 644 straight trucks 225 company trailers 1,464 owner-operator trailers	Acme Truck Line (flatbed and heavy specialized) Acme Freight Brokers (freight brokerage)
98	95	A&R Logistics Morris, Ill. James Bedeker, CEO  www.artransport.com	218,000 212,000	2.8	NA NA	NA	900 750	700 company tractors 120 owner-operator tractors 1,774 trailers 276 containers	A&R Transport (dry and liquid bulk, dry van and refrigerated TL, transloading) A&R Packaging & Distribution Services (warehousing and distribution, packaging, includes operations of Pacific Chemical Distribution Corp. acquired in May 2008) A&R Global Logistics (transportation management, freight payment) Alliance Logistics (ocean freight forwarding, customs brokerage, transportation management in Europe, joint venture with Bertschi AG established in May 2009)
99	89	Arrow Trucking Tulsa, Okla. J. Douglas Pielsticker, CEO Gary Jones, Chief Operating Officer  www.arrowtrucking.com	215,000 226,000	-4.9	NA NA	NA	1,600 1,586	1,320 company and owner-operator tractors 2,400 trailers	Arrow Trucking (flatbed TL and LTL, heavy specialized) Arrow Logistics (freight brokerage, dedicated contract carriage, warehousing)
99	94	Panther Expedited Services Seville, Ohio (Fenway Partners) Andrew Clarke, CEO  www.pantherexpedite.com	215,000 220,000	-2.3	NA NA	NA	350 374	535 owner-operator tractors 1,000 owner-operator straight trucks and vans 550 owner-operator trailers	Panther Expedited Services (air and ground expedited, freight forwarding, includes operations of Elite Logistics Worldwide acquired in October 2008)
100	98	The Waggoners Trucking Billings, Mont. Wayne Waggoner, Chairman David Waggoner, President  www.waggonerstrucking.com	214,000 204,894	4.4	NA NA	NA	1,200 1,200	720 company tractor-trailer rigs 140 owner-operator tractor-trailer rigs	The Waggoners Trucking (vehicle hauling, flatbed LTL, heavy specialized)

NOTES:

() Parentheses indicate losses.
NA means not available or not applicable.
Revenue and net income for Canadian and European companies are shown in U.S. dollars at the average rate of exchange during the time period listed. For calendar year 2008, it was \$1=C\$0.9372 and \$1=1.4712 euros.

KEY:

NYSE is New York Stock Exchange, Nasdaq is Nasdaq National Market, Amex is American Stock Exchange, OTCBB is Over-the-Counter Bulletin Board and TSE is Toronto Stock Exchange.



RANKING OF TOP FOR-HIRE CARRIERS BY SECTOR

RANK	COMPANY	REVENUE (000)		% CHANGE
		2008	2007	
LESS-THAN-TRUCKLOAD				
1	YRC National Transportation	\$6,303,200	\$6,654,700	-5.3
2	FedEx Freight	4,415,000	4,934,000	-10.5
3	Con-way Freight	3,020,005	2,904,543	4.0
4	UPS Freight	2,191,000	2,108,000	3.9
5	YRC Regional Transportation	1,973,400	2,280,400	-13.5
6	ABF Freight System	1,833,052	1,770,749	3.5
7	Old Dominion Freight Line	1,537,714	1,401,542	9.7
8	Estes Express Lines	1,479,990	1,394,561	6.1
9	Saia Inc.	1,030,421	976,123	5.6
10	R+L Carriers	864,000	852,400	1.4
11	Lynden Transport	780,000	740,000	5.4
12	Southeastern Freight Lines	739,557	716,516	3.2
13	Vitran Express	610,849	584,691	4.5
14	TransForce Inc.	604,651	573,352	5.5
15	Averitt Express	588,000	580,000	1.4
16	AAA Cooper Transportation	519,338	514,000	1.0
17	Central Transport International	456,000	485,000	-6.0
18	Roadrunner Transportation Services	367,000	362,000	1.4
19	New England Motor Freight	357,000	348,000	2.6
20	Pitt Ohio Express	309,756	293,854	5.4
21	Armour Transport	262,603	261,905	0.3
22	Central Freight Lines	261,775	315,000	-16.9
23	Dayton Freight Lines	248,800	224,967	10.6
24	A. Duie Pyle Inc.	236,000	223,000	5.8
25	New Century Transportation	219,000	207,000	5.8
26	Milan Express	193,000	194,000	-0.5
27	Ward Trucking	166,538	169,152	-1.5
28	Wilson Trucking	163,510	162,638	0.5
29	Daylight Transport	159,000	150,000	6.0
30	Watkins and Shepard Trucking	147,000	137,734	6.7
31	Oak Harbor Freight Lines	145,000	161,662	-10.3
32	Lakeville Motor Express	115,000	116,500	-1.3
Total Less-Than-Truckload		\$32,297,158	\$32,797,989	-1.5

R+L Carriers, Averitt Express, Central Transport International, Roadrunner Transportation Services, New Century Transportation, Daylight Transport, Oak Harbor Freight Lines and Lakeville Motor Express revenue is from Satish Jindel of S.J. Consulting. Armour Transport revenue is from Hoover's Online. Lynden Transport revenue includes truckload, tank, flatbed. A. Duie Pyle Inc. revenue includes truckload.



RANKING OF TOP FOR-HIRE CARRIERS BY SECTOR

RANK	COMPANY	REVENUE (000)		% CHANGE
		2008	2007	
TRUCKLOAD				
1	Schneider National Inc.	\$3,700,000	\$3,400,000	8.8
2	Swift Transportation	3,399,810	3,264,748	4.1
3	Werner Enterprises	1,881,000	1,795,000	4.8
4	U.S. Xpress Enterprises	1,825,693	1,598,482	14.2
5	Landstar System	1,388,353	1,377,083	0.8
6	CRST International	895,705	824,107	8.7
7	Crete Carrier Corp.	828,752	775,149	6.9
8	NFI Industries	800,000	836,941	-4.4
9	Knight Transportation	766,935	713,583	7.5
10	TransForce Inc.	748,306	844,074	-11.3
11	J.B. Hunt Transport	676,000	842,000	-19.7
12	Heartland Express	625,600	591,893	5.7
13	Celadon Group	565,900	502,692	12.6
14	Interstate Distributor Co.	565,172	574,786	-1.7
15	Dart Transit Co.	557,000	544,000	2.4
16	USA Truck	535,620	482,109	11.1
17	Covenant Transport	534,001	548,645	-2.7
18	Con-way Truckload	505,201	172,674	192.6
19	Mullen Group	455,272	406,890	11.9
20	P.A.M. Transportation Services	406,723	408,841	-0.5
21	Challenger Group	334,000	326,924	2.2
22	Gainey Corp.	300,053	400,694	-25.1
23	Roehl Transport	297,014	274,648	8.1
24	Gordon Trucking	292,000	260,000	12.3
25	Specialized Transportation Inc.	290,000	277,000	4.7
26	Groupe Robert	276,474	256,052	8.0
27	Transport America	273,878	260,934	5.0
28	Epes Carriers	266,141	251,802	5.7
29	Mesilla Valley Transportation	265,000	255,000	3.9
30	Falcon Transport	230,000	208,050	10.6
31	Cowan Systems	223,003	202,047	10.4
32	Paschall Truck Lines	212,610	220,388	-3.5
33	Koch Companies	210,000	200,000	5.0
34	SLH Transport	198,968	189,500	5.0
35	Clarke Inc.	197,937	178,026	11.2

continued next page



RANKING OF TOP FOR-HIRE CARRIERS BY SECTOR

RANK	COMPANY	REVENUE (000)		% CHANGE
		2008	2007	
TRUCKLOAD CONT.				
36	CalArk Inc.	162,400	156,000	4.1
37	LinkAmerica Corp.	161,000	145,900	10.3
38	USF Glen Moore Inc.	120,500	112,900	6.7
39	Furniture Transportation Group	111,437	107,000	4.1
40	G&P Trucking	102,619	99,153	3.5
	Total Truckload	\$26,186,077	\$24,885,715	5.2

Schneider National Inc. revenue includes contract/logistics, tank, intermodal, refrigerated.
 Swift Transportation revenue includes contract/logistics, tank, intermodal, flatbed, refrigerated.
 Werner Enterprises revenue includes flatbed, refrigerated.
 U.S. Xpress Enterprises revenue includes contract/logistics, intermodal.
 Landstar System, CRST International, TransForce Inc., P.A.M. Transportation Services revenue includes flatbed, contract/logistics.
 NFI Industries revenue includes contract/logistics.
 Knight Transportation includes refrigerated.
 Covenant Transport revenue includes Star Transportation.
 Con-way Truckload 2007 revenue includes Contract Freighters Inc. since date of acquisition in August 2007.
 Groupe Robert and Koch Companies revenue is from Hoover's Online.
 Furniture Transportation Group revenue includes operations of Caldwell Freight Lines, MGM Transport, Foothills Trucking and Lance Transport.

CONTRACT/LOGISTICS

1	UPS Supply Chain Solutions	\$6,293,000	\$6,318,000	-0.4	
2	DHL Supply Chain	4,800,000	4,700,000	2.1	
3	Penske Logistics	4,000,000	4,100,000	-2.4	
4	CEVA Logistics	2,809,992	1,737,000	61.8	
5	Ryder System	2,190,807	2,817,922	-22.3	
6	Menlo Worldwide	1,511,611	1,297,056	16.5	
7	Greatwide Logistics Services	1,200,000	1,240,000	-3.2	
8	J.B. Hunt Dedicated Contract Services	1,136,000	1,029,000	10.4	
9	Werner Enterprises	1,066,572	1,300,000	-18.0	
10	Landstar System	1,053,313	930,767	13.2	
11	YRC Logistics	621,700	623,200	-0.2	
12	Ruan Transportation Management Systems		570,688	493,596	15.6
13	TransForce Inc.	489,040	452,703	8.0	
14	Pacer International	455,900	402,100	13.4	
15	Canada Cartage System	431,112	335,196	28.6	
16	U.S. Xpress	343,700	316,300	8.7	
17	Cardinal Logistics Management	339,000	331,000	2.4	
	Total Contract/Logistics	\$29,312,435	\$28,423,840	3.1	

Greatwide Logistics Services revenue includes truckload, refrigerated.
 Pacer International revenue includes truckload, flatbed/heavy specialized.



RANKING OF TOP FOR-HIRE CARRIERS BY SECTOR

RANK	COMPANY	REVENUE (000)		% CHANGE
		2008	2007	
TANK				
1	Trimac Group	\$665,000	\$643,750	3.3
2	Quality Distribution	653,618	666,199	-1.9
3	Kenan Advantage Group	628,163	595,673	5.5
4	Ruan Transport Corp.	300,209	285,584	5.1
5	Superior Bulk Logistics	243,000	234,971	3.4
6	Groendyke Transport Inc.	220,993	200,858	10.0
7	A&R Logistics	218,000	212,000	2.8
8	Enterprise Transportation Co.	180,208	169,682	6.2
9	Foodliner Inc./Quest Logistics	170,800	140,700	21.4
10	Comcar Tank Group	141,073	190,568	-26.0
11	Tankstar USA Inc.	133,431	132,514	0.7
12	Dupre Logistics	123,167	111,286	10.7
	Total Tank	\$3,677,662	\$3,583,785	2.6

PACKAGE/COURIER				
1	UPS Inc.	\$42,571,000	\$41,266,000	3.2
2	FedEx Express/FedEx Ground	29,411,000	31,172,000	-5.6
3	DHL Express	5,301,736	6,125,882	-13.5
4	Purolator Courier	1,464,375	1,348,602	8.6
5	Dynamex Inc.	305,242	336,684	-9.3
6	Canpar/ICS Courier	277,883	213,592	30.1
7	Velocity Express	199,147	261,567	-23.9
8	OnTrac Inc.	188,000	200,000	-6.0
	Total Package/Courier	\$79,718,383	\$80,924,327	-1.5

UPS Inc. and FedEx Corp. revenue includes international operations.
 Dynamex Inc. revenue is for nine months ended April 30, 2009, and April 30, 2008.
 Velocity Express revenue is for nine months ended March 28, 2009, and March 29, 2008.
 OnTrac Inc. revenue is from Satish Jindel of S.J. Consulting.



RANKING OF TOP FOR-HIRE CARRIERS BY SECTOR

RANK	COMPANY	REVENUE (000)		% CHANGE
		2008	2007	

HOUSEHOLD GOODS

1	Sirva Inc.	\$2,747,400	\$3,969,900	-30.8
2	UniGroup Inc.	2,000,000	2,200,000	-9.1
3	Atlas World Group	908,400	943,000	-3.7
4	Graebel Cos.	325,023	327,145	-0.6
5	Suddath Cos.	307,105	272,003	12.9
6	3PD Inc.	247,000	275,000	-10.2
7	Arpin Group Inc.	201,687	183,578	9.9
8	Wheaton Van Lines	164,585	160,000	2.9
9	Bekins Holding Corp.	95,512	120,776	-20.9
	Total Household Goods	\$6,996,712	\$8,451,402	-17.2

FLATBED/HEAVY SPECIALIZED

1	Anderson Trucking Service	\$880,146	\$762,647	15.4
2	Vision Logistics Holding Co.	800,000	593,000	34.9
3	Contrans Income Fund	458,680	452,388	1.4
4	Mercer Transportation	445,056	409,702	8.6
5	Universal Truckload Services	438,200	402,100	9.0
6	Lone Star Transportation	308,878	257,000	20.2
7	Maverick USA	304,450	277,000	9.9
8	Acme Truck Line	218,032	192,371	13.3
9	Arrow Trucking	215,000	226,000	-4.9
10	Boyd Bros. Transportation	181,110	174,845	3.6
11	Transport Investments Inc.	180,000	128,000	40.6
12	Prime Inc.	149,430	157,922	-5.4
13	Patriot Transportation	147,236	131,942	11.6
14	Keen Transport	135,348	142,760	-5.2
15	Carlile Transportation Systems	122,000	113,000	8.0
	Total Flatbed/Heavy Specialized	\$4,861,566	\$4,377,108	11.1

Anderson Trucking Services revenue includes truckload, contract/logistics.

Vision Logistics Holding revenue includes operations of Venture Transport Logistics, Ace Transportation, Dynasty Transportation and Texas Hot Shot Co.

Contrans Income Fund revenue includes truckload, tank, refrigerated, contract/logistics.

Universal Truckload Services revenue includes truckload.

Transport Investments Inc. revenue includes operations of American Transport Inc., Greentree Transportation Co., Aetna Freight Lines, TII Logistics and Marathon Transport.

Patriot Transportation revenue includes operations of Florida Rock & Tank Lines and SunBelt Transport.



RANKING OF TOP FOR-HIRE CARRIERS BY SECTOR

RANK	COMPANY	REVENUE (000)		% CHANGE
		2008	2007	
INTERMODAL				
1	J.B. Hunt Intermodal	\$1,952,000	\$1,653,000	18.1
2	Pacer International	1,633,400	1,567,900	4.2
3	Schneider National Inc.	870,000	840,000	3.6
4	RoadLink	439,000	452,000	-2.9
5	Bridge Terminal Transport	353,000	419,000	-15.8
6	Calyx Transportation Group	271,788	232,775	16.8
7	Consolidated Fastfrate	224,592	209,497	7.2
8	Evans Network	185,000	169,000	9.5
9	U.S. 1 Industries	172,675	184,677	-6.5
10	Landstar System	136,400	133,900	1.9
11	Trailer Bridge Inc.	113,030	116,153	-2.7
12	Universal Truckload Services	113,000	106,500	6.1
13	Swift Transportation Co.	109,000	90,930	19.9
14	U.S. Xpress Enterprises	105,635	86,400	22.3
	Total Intermodal	\$6,678,520	\$6,261,732	6.7

Schneider National Inc. and Swift Transportation Co. revenue is from Satish Jindel of S.J. Consulting.

REFRIGERATED				
1	C.R. England Inc.	\$873,209	\$750,831	16.3
2	Prime Inc.	673,200	597,749	12.6
3	Stevens Transport	545,094	493,015	10.6
4	Marten Transport	508,186	490,540	3.6
5	Frozen Food Express Industries	490,536	452,214	8.5
6	Central Refrigerated Service	406,861	361,000	12.7
7	KLLM Inc.	294,000	266,002	10.5
8	TransAm Trucking	273,141	249,168	9.6
9	Comcar Refrigerated	251,506	250,788	0.3
10	Shaffer Trucking	235,521	219,631	7.2
11	Navajo Inc.	225,000	164,000	37.2
12	John Christner Trucking	209,000	202,680	3.1
13	Southern Refrigerated Transportation	170,261	142,505	19.5
14	May Trucking Co.	170,000	158,077	7.5
15	J&R Schugel Trucking	121,000	108,853	11.2
	Total Refrigerated	\$5,446,515	\$4,907,053	11.0

C.R. England Inc. and Frozen Food Express Industries revenue includes contract/logistics.
John Christner Trucking, May Trucking Co. and J&R Schugel Trucking revenue is from Satish Jindel of S.J. Consulting.



RANKING OF TOP FOR-HIRE CARRIERS BY SECTOR

RANK	COMPANY	REVENUE (000)		% CHANGE
		2008	2007	

MOTOR VEHICLE

1	Cooper-Active Group	\$302,000	\$306,000	-1.3
2	JHT Holdings Inc.	296,827	366,809	-19.1
3	Bennett International Group	259,117	255,059	1.6
4	United Road	247,495	220,210	12.4
5	Cassens Transport	233,995	234,833	-0.4
6	The Waggoners Trucking	214,000	204,894	4.4
	Total Motor Vehicle	\$1,553,434	\$1,587,805	-2.2

The Waggoners Trucking revenue includes flatbed.

AIR/EXPEDITED

1	FedEx Custom Critical	\$350,000	N/A	N/A
2	Forward Air Corp.	334,860	313,162	6.9
3	CEVA Ground	258,931	207,000	25.1
4	Panther Expedited Services	215,000	220,000	-2.3
5	Towne Air Freight	210,000	151,000	39.1
	Total Air/Expedited	\$1,018,791	\$891,162	14.3

FedEx Custom Critical revenue is from Satish Jindel of S.J. Consulting.



**Proven, Reliable
And Always
Innovative. ↑**

**Looking for software that can
point the way to higher profits?**

Read the signs!

**Innovative Enterprise Software®
is your solution.**

Innovative customers improve profits through closely integrated dispatch, administration and maintenance tools that lead to critical benefits, including reduced data entry, better service and improved cash flow.



The Results Are Proven.

- The combined power, efficiency and scalability of Innovative Enterprise Software and IBM i™ Power™ System have helped Innovative customers achieve many of the lowest ORs in the trucking industry.
- Over 70% of Transport Topics' top 25 truckload carriers* using third-party enterprise software rely on Innovative and the IBM i Power System.
- Innovative Enterprise Software, utilized by carriers from 10 to more than 10,000 trucks, dispatches more trucks than any other enterprise software in the industry.



*TT100 2007 For-Hire, Truckload Carriers

Innovative Enterprise Software®: Proven, Reliable and Always Innovative.

www.innovativecomputingcorp.com

The IBM logo, the Business Partner emblem, IBM i and Power are trademarks of International Business Machines Corporation in the United States, other countries, or both.